



Submittal Data Sheet: WMMS-18EW-V2B(59)2

INDOOR UNIT



WMMS-18EW-V2B(59)2

Job Name:		Tag #:	
Location		Date:	
Engineer:		Approval:	
Submitted to:		Unit #:	
Submitted by:		Drawing #:	
Reference		PO #:	

Wall Mount EW Unit

The EW indoor unit is the perfect solution for small rooms (less than 25' long or wide). 09K, 12K, 18K and 24K units are available. EW units come with a standard remote control. Each unit has a digital readout that displays unit settings and technician information. The EW units are efficient and quiet. Installation is simple and easily hung on any wall to allow maximum headroom and floor space.

ACCESSORIES

- ADVANCED HEALTHY KIT
HEPA/Enzyme/Cold Catalyst Filter
Anion Generator
- THERMOSTAT
- MOUNTING BRACKETS
- COPPER/WIRE/ACC.SET
- BRIDGE CONTROLLER

Model Number		WMMS-09EW -V2B(59)2
Connection Pipes		
Outer Diameter Liquid Pipe	inches	1/4"
Outer Diameter Gas Pipe	inches	1/2"
Outer Diameter Drain Hose Connection	inches	0.67"
Dimensions & Weight Indoor Unit		
Dimension of Unit (W x H x D)	inches	37 x 11.7 x 7.9
Net /Gross Weight	lb	28.6 / 37.4

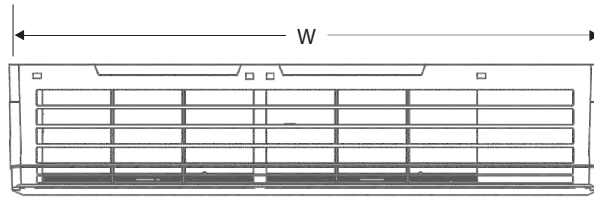
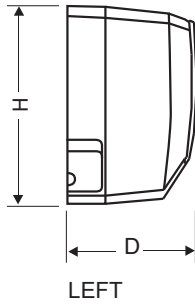
Items	Unit / Conditions	WMMS-18EW -V2B(59)2
Power Supply	Voltage/Ph/Hz	208-230 / 1 / 60
	Allowed Voltage Range	187-253
Cooling Capacity (Btu/h)	High/Med/Low	21500 / 17000 / 6800
	Max./Min.	22500 / 9500
Heating Capacity (Btu/h)	ID 70/60, OD 47/43 °F	18700
	ID 70/60, OD 17/15 °F	16600
	ID 70/60, OD 17/5 °F	13800
SEER	Btu/h.W	18-16
HSPF	Btu/h.W	10.2-8.2
Dehumidifying Capacity	Pints/Hr.	3.8
Air Flow (CFM)	High / Medium / Low	460 / 380 / 320
Air-throw (Ft.)	Horizontal Installation	35-30 Upon Mounting Height/Speed/Temp.
External Static Pressure	Water In.	0
Sound Level	Pressure dB(A) (H/M/L)	45 / 42 / 40
	Power dB(A) (H/M/L)	55 / 52 / 50
Fan Motor	Model	FN20W-PG
	Shaft	Single
	Speed (RMP, H/M/L)	1200 / 1050 / 900
	Output (W)	20
	RLA (AMP)	0.25
	Capacitor (uF)	1.5
Fan Wheel	Type-Piece	Cross Flow-1
	Diameter x Width (In.)	Ø3.9 x 28
Swing/Step Motor	Model	MP28VB
	Piece	2
	Output (W)	2
Electrical Protection Fuse	PCB / Transformer	T3.15A 250V / 0.2A
Evaporator Coil	Type	Alu. Fin / Inner Grooved Copper Tube
	Color	Blue
Copper Line Connections		Sealed by Dry Nitrogen
Filter	Type-Feature	Washable Particulate
	Qty.	2
Anti-Mildew Function		Yes
Pre-heating Function		Yes
Stored Preset Memory		Yes
Auto-Restart Function		Yes



Submittal Data Sheet: WMMS-18EW-V2B(59)2

INDOOR UNIT

Dimensions (inches)	
W	37"
H	11 11/16"
D	7 29/32"



TOP

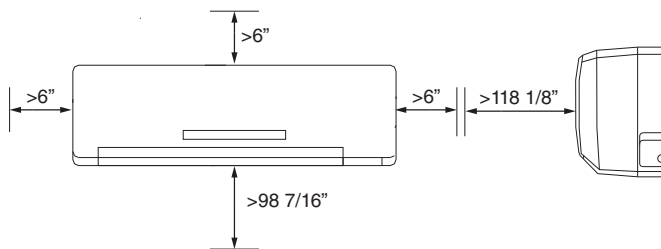


FRONT

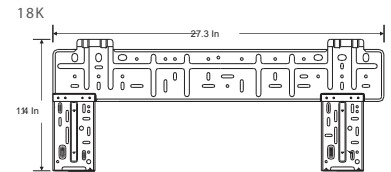
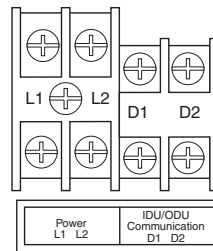


BOTTOM

CLEARANCE



TERMINAL BLOCK MOUNTING PLATE



FEATURES

- 208-230/1/60 power input
- Quiet and efficient heating & cooling.
- LED display shows set temperature & operating modes.
- Motorized louver system quietly distributes air evenly
- "U-TOUCH" Remote Control.
- DC Inverter technology
- Stylish design
- Durable ABS injection molded housing
- Default flare brass connection valves
- Knock-outs for refrigerant pipes and wires
- Built to ETL/UL/CSA/ARI standards
- Easy installation and maintenance

YMGI Group
 601 Arrow Ln, O'Fallon, Missouri 63366
 Phone: 1-866-833-3138
 Fax: 1-866-377-3355
 ymgigroup.com

Sales Representative or Distributor: