




Submittal Data Sheet: WMMS-24EF-V2B(59)2

INDOOR UNIT



WMMS-24EF-V2B(59)2



Job Name:		Tag #:	
Location		Date:	
Engineer:		Approval:	
Submitted to:		Unit #:	
Submitted by:		Drawing #:	
Reference		PO #:	

Recessed Ceiling Mount EF Unit

The EF indoor unit is the perfect solution for rooms where surface mounting is not an option. 09K, 12K, 18K, and 24K are available. Individual or centralized wall thermostats makes perfect temperature control just a finger-touch away. EF units are efficient and quiet, and normally are installed above walk-in closets, foyers, or hallways.

ACCESSORIES

- ADVANCED HEALTHY KIT
HEPA/Enzyme/Cold Catalyst Filter
Anion Generator
- THERMOSTAT
- COPPER/WIRE/ACC.SET
- BRIDGE CONTROLLER

Items	Unit / Conditions	WMMS-24EF-V2B(59)2
Power Supply	Voltage/Ph/Hz	208-230 / 1 / 60
	Allowed Voltage Range	187-253
Cooling Capacity (Btu/h)	High / Standard / Low	26500 / 23800 / 9600
Heating Capacity (Btu/h)	ID 70/60, OD 47/43 °F	27400
	ID 70/60, OD 17/15 °F	23600
	ID 70/60, OD 17/5 °F	20600
SEER	Btu/h.W	16
HSPF	Btu/h.W	8.2
Dehumidifying Capacity	Pints/Hr.	5.28
Air Flow (CFM)	High / Medium / Low	590 / 440 / 320
Air-throw (Ft.)	Horizontal Installation	25-20 Upon Mounting Height / Speed / Temp.
External Static Pressure	Water In.	0.14
Sound Level	Pressure dB(A) (H/M/L)	42 / 38 / 34
	Power dB(A) (H/M/L)	52 / 48 / 44
Fan Motor	Model	FG20E
	Shaft	Double
	Speed (RPM, H/M/L)	985 / 800 / 680
	Output (W)	2 x 45
	Input (W)	2 x 85
	Capacitor (uF)	3
Fan Wheel	Type-Piece	Centrifugal-4
	Diameter x Width (In.)	5.5 x 5.3
Electrical Protection Fuse	PCB/Transformer	T3.15A 250V / 0.2A
Evaporator Coil	Type	Alu. Fin / Inner Grooved Copper Tube
	Color	Blue
Dry Nitrogen Sealed Copper Line Connections		Yes
Refrigerant		NA
Filter	Type-Feature	R410A
	Size WxH (In.) - Qty.	Washable Particulate
Anti-Mildew Function		39.4 x 7.7 - 1
Pre-heating Function		YES
Presets Memory		YES
Auto-Restart Function		YES

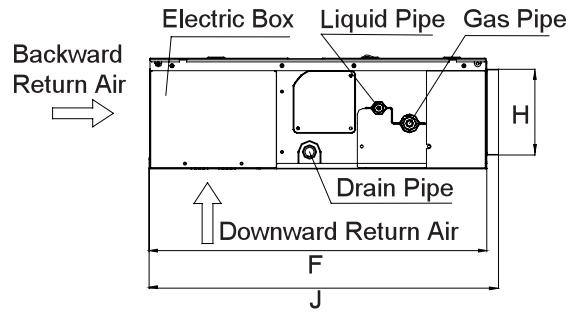
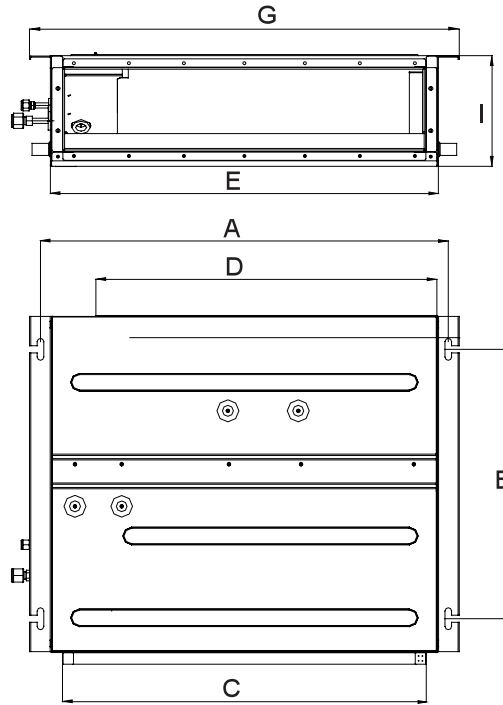
Model Number	WMMS-24EF-V2B(59)2	
Connection Pipes		
Outer Diameter Liquid Pipe	inches	3/8
Outer Diameter Gas Pipe	inches	5/8
Outer Diameter Drain Hose Connection	inches	Ø1

Dimensions & Weight Indoor Unit		
Dimension of Unit (W x H x D)	inches	43.3 x 24.2 x 7.9
Net /Gross Weight	lb	68 / 90

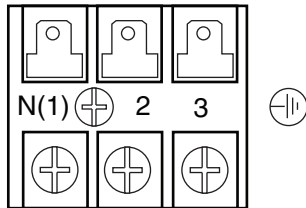


INDOOR UNIT

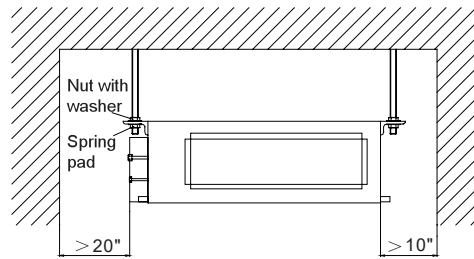
Dimensions (inches)	
A	45"
B	19 5/16"
C	42"
D	40 3/32"
E	43 5/16"
F	24 3/16"
G	46 1/2"
H	6 3/32"
I	8"
J	25"



TERMINAL BLOCK



CLEARANCES



FEATURES

- 208-230/1/60 power input
- Quiet and efficient heating & cooling.
- Wall Mount Controller
- Compatible with "U-TOUCH" Remote Control.
- Standard flare brass connection valves
- Knock-outs for refrigerant pipes and wires
- Built to ETL/UL/CSA/ARI standards
- Easy installation and maintenance

YMGI Group
 601 Arrow Ln, O'Fallon, Missouri 63366
 Phone: 1-866-833-3138
 Fax: 1-866-377-3355
 ymgigroup.com

Sales Representative or Distributor: