



**Submittal Data Sheet: VRFO-144VR-U3C(55)5
(2 x VRFO-72VR-U3C(55)5)**

OUTDOOR UNIT
Heat Recovery
Heat and Cool Simultaneously



VRFO-144VR-U3C(55)5
2 x VRFO-72VR-U3C(55)5

ACCESSORIES

- COPPER/WIRE/ACC.SET
- LINESET COVERS
- WIND BAFFLE / HAIL GUARD
- DISCHARGE AIR HOOD

Connection Pipes		
Outer Diameter Liquid Pipe	in.	2 x Ø 3/8
Outer Diameter Gas Pipe Low Pressure	in.	2 x Ø 3/4
Outer Diameter Gas Pipe High Pressure	in.	2 x Ø 5/8
Modules		2
Max. Equivalent Connection Pipe Length	ft.	541.25
Max. Height ODU at upper side	ft.	164
Max. Height ODU at lower side	ft.	295.25

Dimensions & Weight Outdoor Unit		
Dimensions of Unit (W x H x D)	in.	2 - 52 3/4 x 63 1/4 x 30 1/8
Net Weight	lbs	2 x 666

Job Name:		Tag #:	
Location		Date:	
General Contractor:		Mechanical Contractor:	
Sales Representative:		Sales Engineer:	
Submitted by:		Drawing #:	
Reference		PO #:	

A VRF SYSTEM THAT IS EFFICIENT AND FLEXIBLE

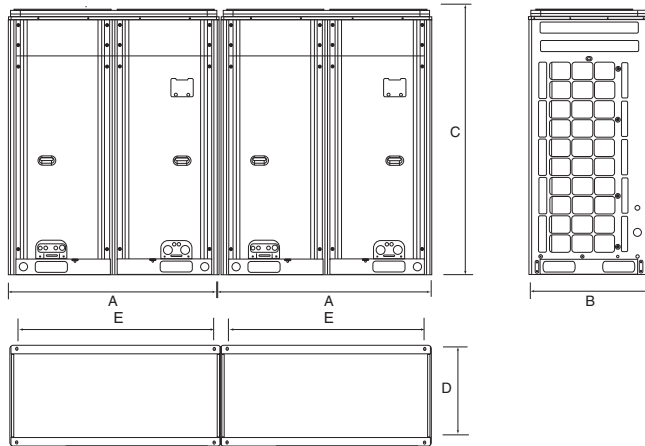
YMGI's Heat Recovery VRF systems are designed to deliver comfort year round. With YMGI's Heat Recovery VRF System, you can use the same system to simultaneously heat and cool multiple rooms. Replace traditionally designed gas furnace and AC/HP coil & outdoor unit systems. YMGI Heat Recovery VRF systems save money on installation and operation.

Model	Unit	VRFO-144VR-U3C(55)5
Capacity Range	Ton	12
Cooling Capacity	Btu/h	2 x 67,000 = 134,000
Heating Capacity	Btu/h	2 x 75,000 = 150,000
Air flow volume	CFM	2 x 6710
ESP	WC	2 x 0.33"
EER	Ducted	11.00
	Non-Ducted	11.60
IEER	Ducted	22.00
	Non-Ducted	23.00
SCHE	Ducted	22.50
	Non-Ducted	27.00
COP47	Ducted	3.25
	Non-Ducted	3.65
COP17	Ducted	2.05
	Non-Ducted	2.35
Power Supply	V/Ø/Hz	2 x 208~230/3/60
MCA	A	2 x 74
MOP/HVAC Circuit Breaker	A	2 x 100
Maximum No. if Connected IDU	-	13 + 13
R410A Refrigerant Factory Charge	lbs.	2 x 21.2
Connection Method and Valve Sizes		2 x Brazing 3/8+3/4+5/8"
Sound Pressure / Power Level	dB(A)	60 / 70
Cooling Operation Ambient Temp. Range	° F	23° ~ 126°
Heating Operation Ambient Temp. Range	° F	-22° ~ 75°
Base Pan Heater	-	YES



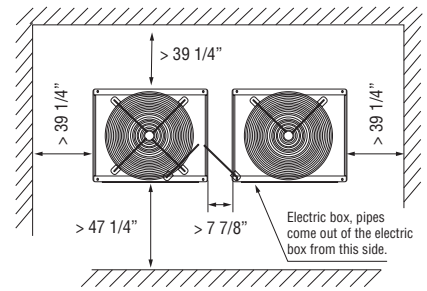
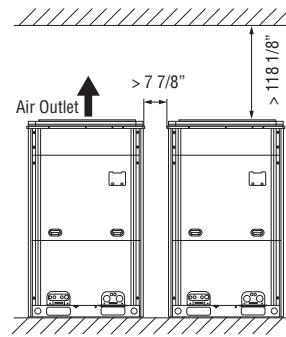
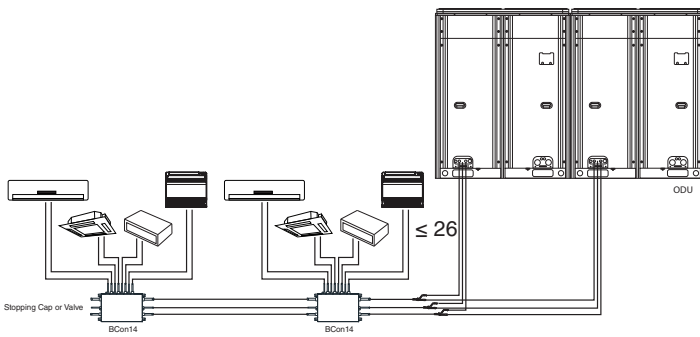
OUTDOOR UNIT

Dimensions (inches)	
	inches
A	52 3/4"
B	30 1/8"
C	63 1/4"
D	28 3/4"
E	39 1/4"

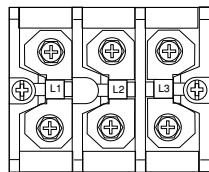


SYSTEM LAYOUT

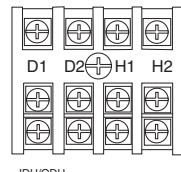
CLEARANCES



TERMINAL BLOCKS
In Each VRFO



208/230/3/60



IDU/ODU Communication
D1 D2 Wired Controller
H1 H2

		Modular VRF Systems	
		Allowable value	
		m	f
Total length (actual length) of fitting pipe			
Length of farthest fitting pipe	Actual length	≤1000	3280-3/4
	Equivalent length	≤165	541 1/4
From the 1st branch to the farthest indoor pipe		≤190	623 1/4
Height difference between ODU and IDU	ODU at upper side	≤40	131 1/4
	ODU at lower side	≤40	131 1/4
Height difference between IDUs		≤90	295 1/4
		≤30	98 1/2

FEATURES

- 208-230/3/60 power input
- Quiet and efficient heating & cooling.
- Wide working ambient temperature ranges
- Compact footprint fits inside an elevator
- Compact outdoor unit with top discharge
- ODU ships pre-charged with environmentally friendly R410A refrigerant.

- DC Inverter technology
- All DC Inverter high quality compressors
- Sensorless DC Inverter fan motor
- Durable powder coated cabinet
- Brazed refrigerant line connections
- Built to ETL/UL/CSA/AHRI standards
- Easy installation and maintenance

YMG I Group

601 Arrow Ln, O'Fallon, Missouri 63366

Phone: 1-866-833-3138

Fax: 1-866-377-3355

ymgigroup.com

Sales Representative or Distributor: