



Submittal Data Sheet: VRFO-288VP-V2D(55)5 (3 x VRFO-96VP-V2D(55)5)

OUTDOOR UNIT

Standard VRF
Heat Pump -4 °F



VRFO-288VP-V2D(55)5
3 x VRFO-96VP-V2D(55)5

ACCESSORIES

- COPPER/WIRE/ACC.SET
- LINESET COVERS
- WIND BAFFLE
- DISCHARGE HOOD

Connection Pipes		
Outer Diameter GasPipe	inches	2 x 1 1/8
Outer Diameter Liquid Pipe	inches	2 x 1/2
Modular		3
Max. Equivalent Connection Pipe Length	ft.	541.25
Max. Height ODU at upper side	ft.	164
Max. Height ODU at lower side	ft.	295.25

Dimensions & Weight Outdoor Units		
Dimensions of Unit (W x H x D)	inches	3 - 52 3/4 x 63 1/4 x 30 1/8
Net Weight	lbs	3 x 793

Job Name:		Tag #:	
Location		Date:	
General Contractor:		Mechanical Contractor:	
Sales Representative:		Sales Engineer:	
Submitted by:		Drawing #:	
Reference		PO #:	

A FLEXIBLE AND AFFORDABLE VRF SYSTEM

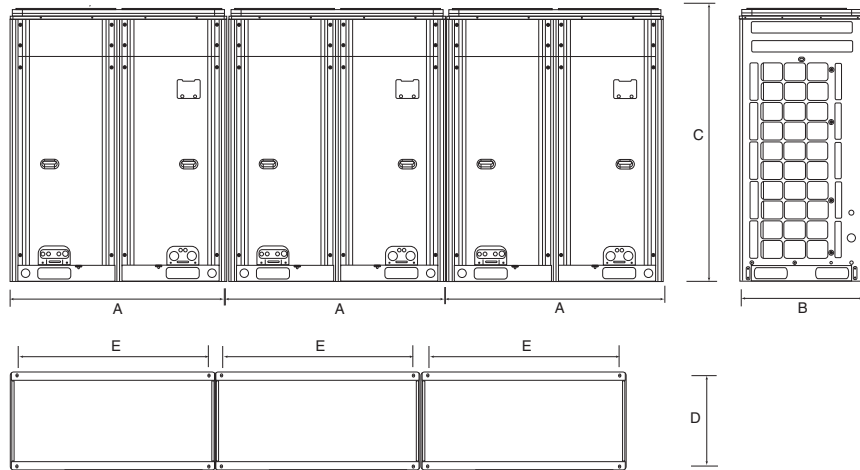
YMGI's VRF Heat Pump systems are designed to deliver comfort year round. Effective in a wide range of outdoor ambient temperatures (as low as -4° F), the YMGI VRF Heat Pump systems can meet all your heating and cooling needs, with no need for a supplemental heating system. A YMGI VRF system can replace traditionally designed gas furnace and AC/HP coil & outdoor unit systems. VRF Heat Pump systems save money on installation and operation.

Model	Unit	VRFO-288VP-V2D(55)5
Cooling Capacity	Btu/h	3 x 92,000 = 276,000
Heating Capacity	Btu/h	3 x 103,000 = 309,000
Air flow volume	CFM	3 x 8240
ESP	WC	3 x 0.33"
Heating Capacities at Different OD Ambient Temperatures	47 ° F	100% / 3 x 108,000
	17 ° F	100% / 3 x 108,000
	-4 ° F	100% / 3 x 108,000
	-22 ° F	80% / 3 x 82,400
EER Ducted / Non-Ducted		10.50 / 10.20
IEER Ducted / Non-Ducted		20.00 / 20.50
COP 47 Ducted / Non-Ducted		3.25 / 3.30
COP 17 Ducted / Non-Ducted		2.20 / 2.20
Sound Pressure/ Power Level	dB	61/72
Power Supply	V/Ø/Hz	3 x 440V-460/3/60
MCA	A	3 x 45
MOP/HVAC Circuit Breaker	A	3 x 70
Connection Method and Valve Sizes	-	2xBrazing 1/2+1 1/8"
R410A Refrigerant Factory Charge	oz	3 x 345
Compressor Manufacturer	-	Hitachi
Compressor Type	-	Inverter Scroll Hermetic
Compressor Quantity	No.	3 x 2
Motor Type	-	Permanent Magnet Synchronous Motor
Fan Quantity/Type	-	3 x 2 Axial
Capacity Adjustment Range	%~%	12%~120%
Maximum No. of drive IDU	units	3 x 23
IDU Capacity Total	% ODU	50-150% zoning
Condenser Fin Color	-	Gold
Cooling Operation Ambient Temperature Range	° F	23° ~ 126°
Heating Operation Ambient Temperature Range	° F	-4° ~75°
Base Pan Heater	-	YES

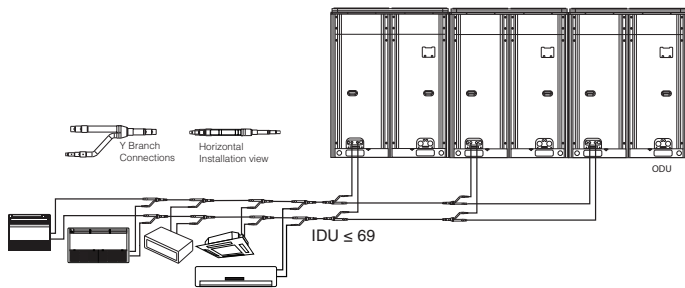


OUTDOOR UNIT

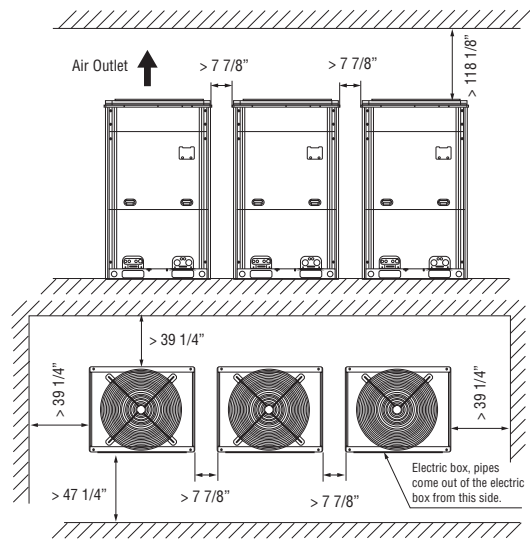
Dimensions	
	inches
A	52 3/4"
B	30 1/8"
C	63 1/4"
D	28 3/4"
E	39 1/4"



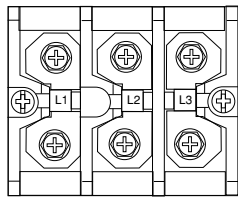
SYSTEM LAYOUT



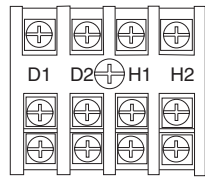
CLEARANCES



TERMINAL BLOCKS
In Each VRFO



208/230/3/60



IDU/ODU Communication D1 D2
Wired Controller H1 H2

		Modular VRF Systems	
		Allowable value	
		m	f
Total length (actual length) of fitting pipe		≤1000	3280-3/4
Length of farthest fitting pipe	Actual length	≤165	541 1/4
	Equivalent length	≤190	623 1/4
From the 1st branch to the farthest indoor pipe		≤40	131 1/4
Height difference between ODU and IDU	ODU at upper side	≤40	131 1/4
	ODU at lower side	≤90	295 1/4
Height difference between IDUs		≤30	98 1/2

FEATURES

- 208-230/3/60 power input
- Heats at 80% capacity down to -4° F
- Quiet and efficient heating & cooling.
- Compact outdoor unit with top discharge
- ODU ships pre-charged with environmentally friendly R410A refrigerant.

- DC Inverter technology
- All DC Inverter high quality compressors
- Sensorless DC fan motor
- Durable powder coated cabinet
- Brazed refrigerant line connections
- Built to ETL/UL/CSA/AHRI standards
- Easy installation and maintenance

YMG I Group

601 Arrow Ln, O'Fallon, Missouri 63366
Phone: 1-866-833-3138
Fax: 1-866-377-3355
ymgigroup.com

Sales Representative or Distributor: