



## Submittal Data Sheet: WMMS-12K-V2A(57)2 M6

### INDOOR UNIT



**WMMS-12E-V2A(57)2**

### OUTDOOR UNIT



**WMMS-12C-V2A(57)2**

### ACCESSORIES

- THERMOSTAT
- MOUNTING BRACKETS
- FOOT RISERS
- COPPER/WIRE/ACC.SET
- LINESET COVERS
- WINTER WIND BAFFLE
- BRIDGE CONTROLLER

System Model Number	WMMS-12K-V2A(57)2	
<b>Connection Pipes</b>		
Length without Adjusting Refrigerant	ft.	25
Additional Refrigerant Charge	oz/ft.	0.23
Outer Diameter Liquid Pipe	in	1/4
Outer Diameter Gas Pipe	in	3/8
Max. Allowed ID-OD Elevation Difference	ft.	M6: 32.8
Max. Allowed ID-OD Distance/Length	ft.	M6: 65.6

Dimensions & Weight Indoor Unit		
Dimension of Unit (W x H x D)	in	M6: 30.3 x 11.1 x 7.9
Net /Gross Weight	lb	M6: 18.7 / 25.4

Dimensions & Weight Outdoor Unit		
Dimensions of Unit (W x Hx D)	in	M6: 33.4 x 12.6 x 21.3
Net / Gross Weight	in	M6: 68.4 / 77.2

Job Name:		Tag #:	
Location		Date:	
General Contractor:		Mechanical Contractor:	
Sales Representative:		Sales Engineer:	
Submitted by:		Drawing #:	
Reference		PO #:	

YMGI's ductless SOLO single zone mini split wall mounted unit uses the most popular evaporator style, offering a quiet and efficient heating and cooling solution or any single room application. The SOLO 57 features a simplified display that shows mode and temperature and a motorized louver system evenly distributes air throughout the space. The SOLO 57's ODU is designed to allow ground installation, or mounting in discreet locations such as a wall, under a deck or on a balcony.

System Model Number	WMMS-12K-V2A(57)2	
Power Supply	V/Ph/Hz	115/1/60
	Connection	Circuit Breaker-Disconnect Switch-Outdoor-Indoor Unit
Standard / Min. / Max. Cooling Capacities	Btu/h	11800 / 3,300 / 12,500
Standard / Min. / Max. Heating Capacities	Btu/h	13000 / 3,400 / 13,500
Standard / Min. / Max. Cooling Power Input	W	1260 / 260 / 1,340
Standard / Min. / Max. Heating Power Input	W	1,320 / 250 / 1,360
Cooling / Heating Current	Amp.	15 / 15.5
Rated Power Input	W	1360
Min. Current (MCA)	Amp.	19.2
Max. Over Current Protection	Amp.	25 / 30
EER / COP / SEER / HSPF	Btu/h.W	9.4 / 9.8 / 16 / 8.6
Air Flow Volume-Indoor Unit	CFM	341 / 288 / 235 / 200

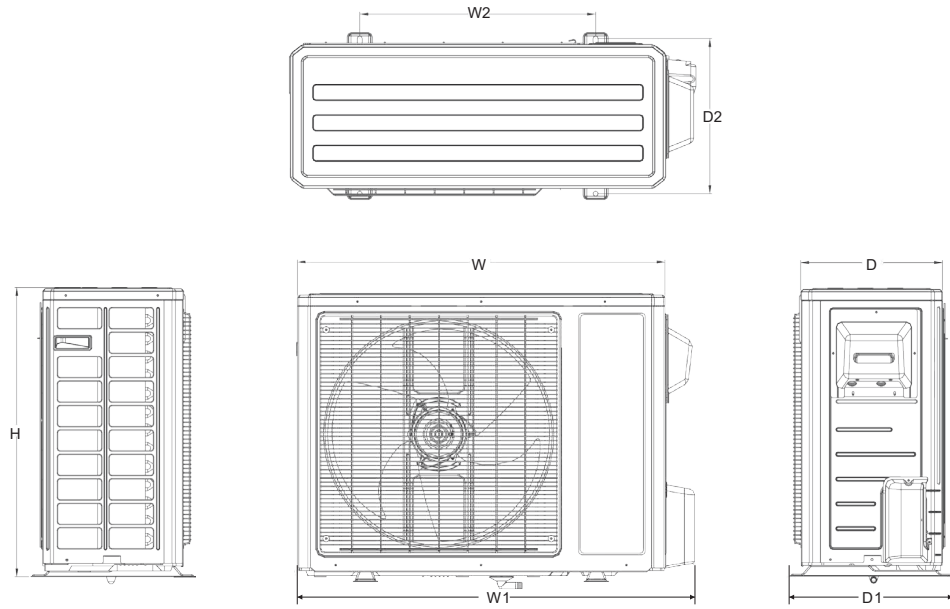
Outdoor Unit (ODU)		
Outdoor Unit Model		WMMS-12C-V2A(57)2
Compressor Oil		FVC68D
Compressor Type		Rotary
Compressor LRA	Amp.	18.60
Compressor RLA	Amp.	6
HVAC Type Circuit Breaker	Amp.	20
Compressor Power Input	W	980
Compressor Overload Protector		1NT11L-6233
Fan Type		Axial-flow
Fan Motor Speed	RPM	900 / 850
Fan Motor Power Output	W	30
Fan Motor RLA Amp.	Amp.	0.18
Fan Motor Capacitor	µF	NA (DC)
Condenser Form		Aluminum Fin-Copper Tube
Condenser Pipe Diameter	Inch	ø 9/32
Max. Pressure for the Discharge Side	PSIG	623.5
Max. Pressure for the Suction Side	PSIG	362.5
Cooling Operation Outdoor Ambient Temperature Ranges	°F	64.4 ~ 113
Heating Operation Outdoor Ambient Temperature Ranges	°F	5 ~ 75
Throttling Method		Electronic Expansion Valve
DefrostingMethod		Automatic Defrosting
Isolation / Moisture Protection		1 / IP24
Sound Pressure / Power Level	dB (A)	55 / 65
R410A Refrigerant Factory Charge	oz	35.3

Indoor Unit (IDU)		
Indoor Unit Model		WMMS-12E-V2A(57)2
Fan Type		Cross-flow
Cooling Speed SH/H/M/L	RPM	1350 / 1150 / 950 / 750
Heating Speed SH/H/M/L	RPM	1350 / 1190 / 1020 / 850
Fan Motor Power Output	W	10
Fan Motor RLA	Amp.	0.38
Fan Motor Capacitor	µF	4
Evaporator Type		AluminumFin-copper Tube
Swing Motor Power Output	W	2
Fuse Location-Size	Amp.	PCB 3.15 Transformer 0.2
Set Temperature Range	°F	60.8~86
Sound Pressure Level	dB (A)	43 / 39 / 35 / 32
Sound Power Level	dB (A)	53 / 49 / 45 / 42



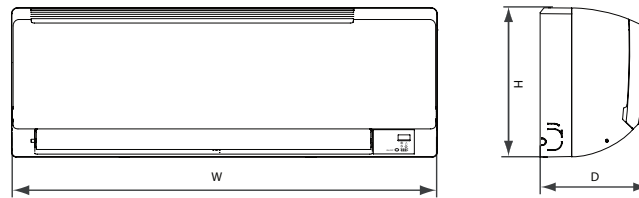
### OUTDOOR UNIT

Dimensions (inches)	
	M6
W	30"
W1	33 13/32"
W2	21 5/16"
H	21 5/16"
D	10 3/32"
D1	12 19/32"
D2	11 5/16"

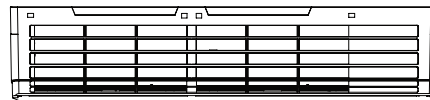
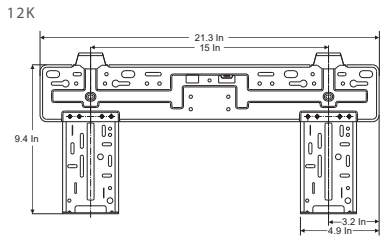


### INDOOR UNIT

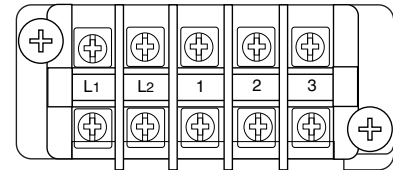
Dimensions (inches)	
	M6
W	30 5/16"
H	11 3/32"
D	7 29/32"



### MOUNTING PLATE



### TERMINAL BLOCK



### FEATURES

- 115/1/60 power input
- Quiet and efficient heating & cooling.
- LED display shows set temperature & operating modes.
- Motorized louver system quietly distributes air evenly
- "U-TOUCH" Remote Control.
- DC Inverter technology
- Wide working ambient temperature ranges
- Stylish design
- Compact outdoor unit with side discharge
- Outdoor unit ships pre-charged.
- World-class quality compressors
- Durable powder coated cabinet
- Default flare brass connection valves
- Knock-outs for refrigerant pipes and wiring
- Built to ETL/UL/CSA/ARI standards
- Easy installation and maintenance

**YMGI Group**  
 601 Arrow Ln, O'Fallon, Missouri 63366  
 Phone: 1-866-833-3138  
 Fax: 1-866-377-3355  
 ymgigroup.com

Sales Representative or Distributor: