



## Submittal Data Sheet: WMMS-09K-V2A(57)2 M1

### INDOOR UNIT



**WMMS-09E-V2A(57)2**

### OUTDOOR UNIT



**WMMS-09C-V2A(57)2**

### ACCESSORIES

- THERMOSTAT
- MOUNTING BRACKETS
- FOOT RISERS
- COPPER/WIRE/ACC.SET
- LINESET COVERS
- WINTER WIND BAFFLE
- BRIDGE CONTROLLER

System Model Number		WMMS-09K-V2A(57)2	
<b>Connection Pipes</b>			
Length without Adjusting Refrigerant	ft.	25	
Refrigerant Charge	oz	31.68	
Outer Diameter Liquid Pipe	in	1/4"	
Outer Diameter Gas Pipe	in	3/8"	
Max. Allowed ID-OD Elevation Difference	ft.	16.4	
Max. refrigerant pipe length	ft.	49.2	

Dimensions & Weight Indoor Unit		
Dimension (W x D x H)	Inch	31" x 8 3/8" x 11 1/8"
Packing (W x D x H)	Inch	38" x 14" x 12"
Net/Gross Weight	lbs.	22/26

Dimensions & Weight Outdoor Unit		
Dimension (W x D x H)	Inch	28" x 9" x 21"
Packing (W x D x H)	Inch	34" x 13" x 24"
Net/Gross Weight	lbs.	60 / 64

Job Name:		Tag #:	
Location		Date:	
General Contractor:		Mechanical Contractor:	
Sales Representative:		Sales Engineer:	
Submitted by:		Drawing #:	
Reference		PO #:	

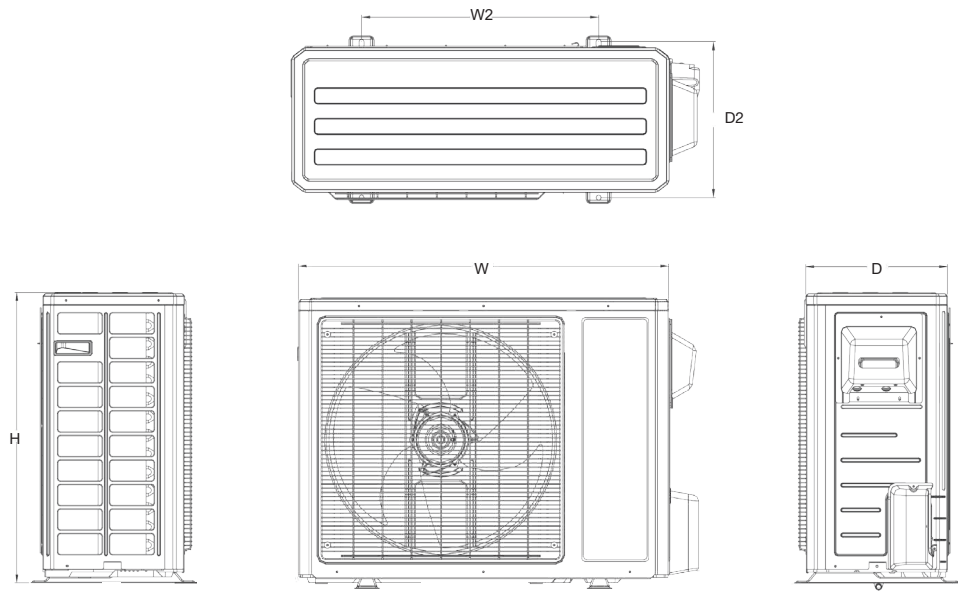
YMGI's ductless SOLO single zone mini split wall mounted unit uses the most popular evaporator style, and offers a quiet and efficient heating and cooling solution or any single room application. The SOLO 57 has a simplified display that shows mode and temperature, and a motorized louver system that evenly distributes air throughout the room. The SOLO 57's ODU is designed for ground installation, or mounting onto a wall, under a deck or on a balcony.

System Model Number		WMMS-09K-V2A(57)2	
Indoor Unit		WMMS-09E-V2A(57)2	
Outdoor Unit		WMMS-09C-V2A(57)2	
Power supply		V/Ph/Hz	115V/1/60Hz
Cooling	Nominal Capacity	Btu/h	9000
	Input	W	890
	Rated current	Amp.	8.6
	EER	Btu/h.w	10.5
	SEER	Btu/h.w	16.0
Heating	Capacity	Btu/h	11000
	Input	W	1020
	Rated current	Amp.	9.9
	COP	W/W	3.16
	HSPF4	Btu/h.w	10.3
	HSPF5	Btu/h.w	8.8
MINIMUM CIRCUIT AMPACITY		Amp.	15
MAX HVAC Type Circuit Breaker		Amp.	20
Compressor	Model	5RS092ZJB21	
	Type	Rotary	
	Brand	Panasonic	
	Capacity	Btu/h	7882
	Input	W	915
	Rated current(RLA)	Amp.	4.1
Refrigerant oil / oil charge		ml	FV50S or equivalent / 320ml
Indoor fan motor	Model	YDK-16-4 L4	
	Brand	CHIGO	
	Input	W	40
	RLA	Amp.	0.30
	LRA	Amp.	0.32
	Winding Resistance	Ω	140/118.5
	Capacitor	uF	4
	Speed(Hi/Mi/Lo)	r/min	1250±20rpm 1100±30rpm 800±40rpm
Indoor air flow (Hi/Mi/Lo)		CFM	327
Indoor noise level (Hi/Mi/Lo)		dB(A)	42
Outdoor fan motor	Model	YDK-35-6HD 3 A050501000163-R0	
	Brand	CG	
	Input	W	79
	RLA	Amp.	0.66
	LRA	Amp.	0.86
	Winding Resistance	Ω	52.5/51.5
	Capacitor	uF	8
Speed	Rpm/M	900/600	
Outdoor air flow		CFM	1161
Outdoor noise level		dB(A)	53
Refrigerant type		Oz	31.68
Refrigerant precharge		Ft.	—
Additional charge for each ft		Oz	—
Design pressure		PSIG	510/250
Connection wires between IDU and ODU			4xAWG18
Control Type			Remote Control
Operation Temperature		Indoor(cooling/ heating)	°F 61 °F ~90 °F
Ranges		Outdoor(cooling/heating)	°F 15°F~115°F / -4°F~75°F
Application area (cooling standard)		sq.ft.	129~205



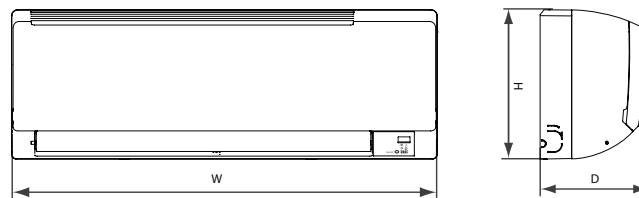
### OUTDOOR UNIT

Dimensions (inches)	
W	28"
H	21"
D	9"
W2	16.53"
D2	10.94"

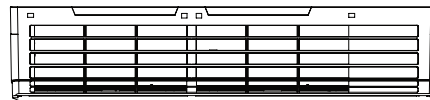
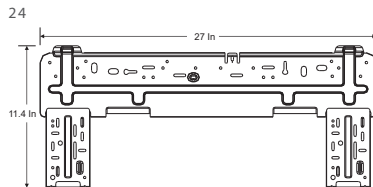


### INDOOR UNIT

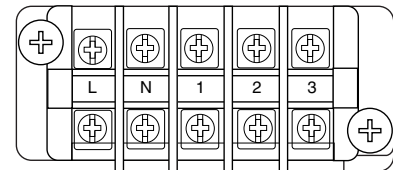
Dimensions (inches)	
W	31"
H	11 1/8"
D	8 3/8"



### MOUNTING PLATE



### TERMINAL BLOCK



### FEATURES

- 110-115/1/60 power input
- Quiet and efficient heating & cooling.
- LED display shows set temperature & operating modes.
- Motorized louver system quietly distributes air evenly
- "U-TOUCH" Remote Control.
- DC Inverter technology
- Wide working ambient temperature ranges
- Stylish design
- Compact outdoor unit with side discharge
- Outdoor unit ships pre-charged.
- World-class quality compressors
- Durable powder coated cabinet
- Default flare brass connection valves
- Knock-outs for refrigerant pipes and wiring
- Built to ETL/UL/CSA/ARI standards
- Easy installation and maintenance

**YMGI Group**  
 601 Arrow Ln, O'Fallon, Missouri 63366  
 Phone: 1-866-833-3138  
 Fax: 1-866-377-3355  
 ymgigroup.com

Sales Representative or Distributor: