



Submittal Data Sheet: WMMS-12EC-V2B(59)2 - 1209

INDOOR UNIT



WMMS-12EC-V2B(59)2 - 1209

Job Name:		Tag #:	
Location		Date:	
Engineer:		Approval:	
Submitted to:		Unit #:	
Submitted by:		Drawing #:	
Reference		PO #:	

Ceiling Mount Cassette EC Unit

The EC indoor unit is the perfect solution for large open rooms that are more than 25' long or wide. YMGI's Ceiling Mount Cassette Units allow for easy installation into the 24" joist space and flush mount to the ceiling. Standard remote or wall mounted thermostats are available. Each unit has an indicator that displays unit mode, and a Remote Control with an LED display that shows unit set temperature and mode settings as well as technician information.

ACCESSORIES

- REPLACEMENT FILTERS
- THERMOSTAT
- MOUNTING BRACKETS
- COPPER/WIRE/ACC.SET
- BRIDGE CONTROLLER

Items	Unit / Conditions	WMMS-12EC-V2B(59)2 - 1209
Power Supply	Voltage/Ph/Hz	208-230 / 1 / 60
	Allowed Voltage Range	187 - 253
Cooling Capacity (Btu/h)	High / Med / Low	13900 / 12000 / 5200
	ID 70 / 60, OD 47 / 43 °F	13000
Heating Capacity (Btu/h)	ID 70 / 60, OD 17 / 15 °F	11600
	ID 70 / 60, OD 17 / 5 °F	9000
SEER	Btu/h.W	16
HSPF	Btu/h.W	8.2
Dehumidifying Capacity	Pints/Hr.	2.96
Air Flow (CFM)	High / Medium / Low	353 / 312 / 245
Air-throw (Ft.)	Horizontal Installation	18'-25' Depending Upon Mounting Height/Speed/Temp.
External Static Pressure	Water In.	0
Sound Level	Pressure dB(A) (H/M/L)	39 / 37 / 35
	Power dB(A) (H/M/L)	49 / 47 / 45
Fan Motor	Model	FN11T-2
	Shaft	Single
	Speed (RPM, H/M/L)	700 / 600 / 515
	Output (W)	11
	Input (W)	50
	Running Current (A)	0.23 Amp
Fan Wheel	Capacitor (uF)	1
	Type-Piece	Centrifugal-1
Swing/Step Motor	Diameter x Height (In.)	11.1 x 5.8
	Model	MP35CB
Input Power of Ele. Heater	Piece	2
	Output (W)	2
Electrical Protection Fuse	Type-W	NA
Evaporator Coil	PCB / Transformer	T3.15A 250V / 0.2A
	Type	Alu. Fin/Inner Grooved Copper Tube
Copper Line Connections	Color	Blue
	Sealed by Dry Nitrogen	Yes
Drain Hose Connection	Flare/Nut-Liquid + Gas	1/4" + 3/8"
	OD (In.)	1.22
Condensate Pump	Lift (In.)	25
Refrigerant	R410A	Yes
Filter	Type-Feature	Washable Particulate
	Size W x H (In.) - Qty.	13.56 x 13.13 - 1
Anti-Mildew Function		Yes
Pre-heating Function		Yes
Memory Presets		Yes
Auto-Restart Function		Yes

Model Number	WMMS-12EC-V2B(59)2 - 1209	
--------------	---------------------------	--

Connection Pipes		
Outer Diameter Liquid Pipe	inches	1/4
Outer Diameter Gas Pipe	inches	3/8

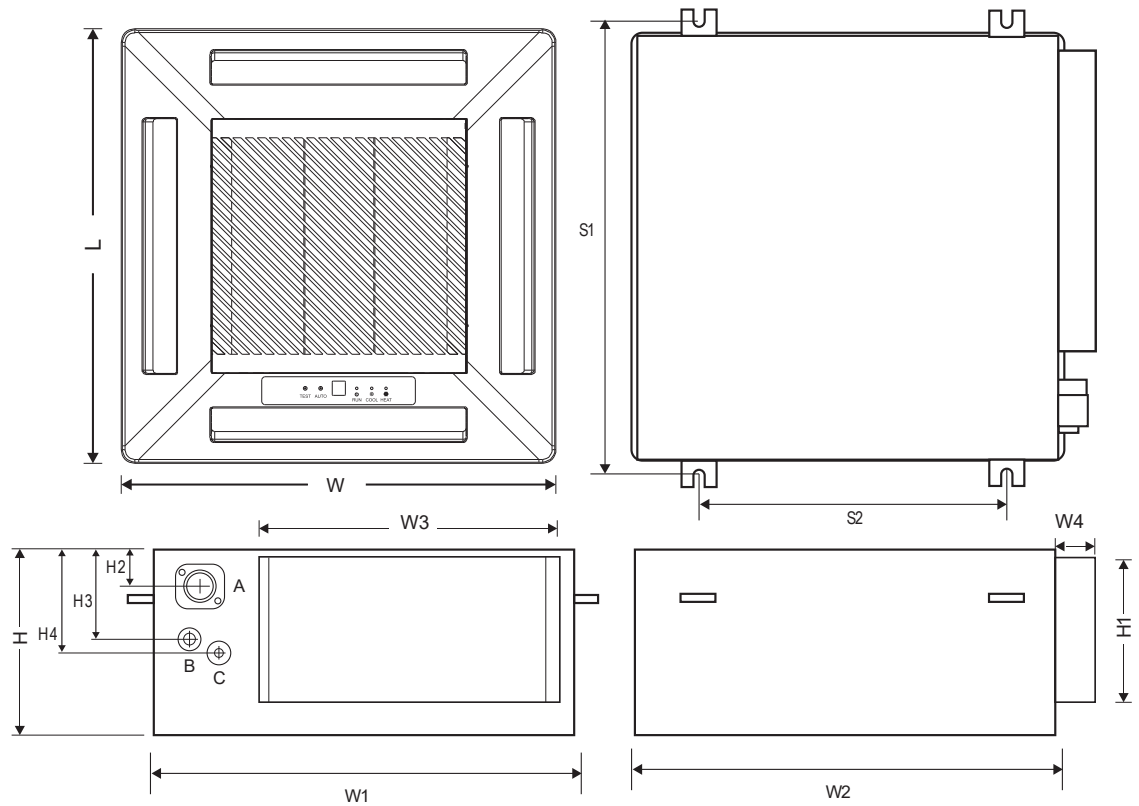
Dimensions & Weight Indoor Unit		
Dimension of Unit (W x H x D)	inches	22.4 x 22.4 x 9.1
Net /Gross Weight	lbs	39.7 / 50.7

Dimensions & Weight Face Panel		
Dimensions of Unit (W x H x D)	inches	25.6 x 25.6 x 2
Net /Gross Weight	lbs	5.5 / 8.1

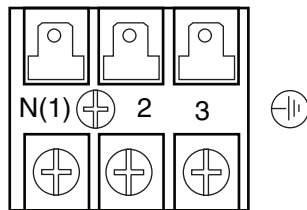


INDOOR UNIT

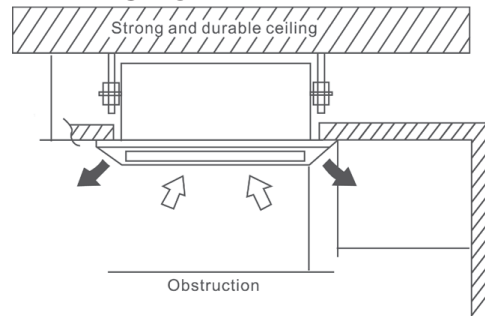
Dimensions (inches)	
Faceplate	
L	25 19/32"
W	25 19/32"
Unit	
W1	23 5/8"
W2	23 5/8"
W3	16 3/8"
W4	2 1/2"
H	9 3/32"
H1	7 1/16"
H2	1 27/32"
H3	4 3/8"
H4	5 5/32"
S1	23 25/32"
S2	15 3/4"
A	Ø 1"
B	Ø 3/8"
C	Ø 1/4"



TERMINAL BLOCK



CLEARANCES



FEATURES

- 208-230/1/60 power input
- Quiet and efficient heating & cooling.
- Display shows set temperature & operating modes.
- Motorized louver system quietly distributes air evenly
- "U-TOUCH" Remote Control.
- Stylish design
- Compatible with any 59 Series outdoor unit
- World-class quality compressors
- Standard flare brass connection valves
- Built to ETL/UL/CSA/ARI standards
- Easy installation and maintenance

YMGI Group
 601 Arrow Ln, O'Fallon, Missouri 63366
 Phone: 1-866-833-3138
 Fax: 1-866-377-3355
 ymgigroup.com

Sales Representative or Distributor: