



## Submittal Data Sheet: WMMS-24EC-V2B(59)2 - 1215

### INDOOR UNIT



**WMMS-24EC-V2B(59)2 - 1215**

### ACCESSORIES

- REPLACEMENT FILTERS
- THERMOSTAT
- MOUNTING BRACKETS
- COPPER/WIRE/ACC.SET
- BRIDGE CONTROLLER

Model Number	WMMS-24EC-V2B(59)2 - 1215	
<b>Connection Pipes</b>		
Outer Diameter Liquid Pipe	inches	3/8
Outer Diameter Gas Pipe	inches	5/8
<b>Dimensions &amp; Weight Indoor Unit</b>		
Dimension of Unit (W x H x D)	inches	33.1 x 33.1 x 9.75
Net /Gross Weight	lbs	66 / 84
<b>Dimensions &amp; Weight Face Panel</b>		
Dimensions of Unit (W x Hx D)	inches	37.4 x 37.4 x 2.4
Net /Gross Weight	lbs	14 / 22

Job Name:		Tag #:	
Location		Date:	
Engineer:		Approval:	
Submitted to:		Unit #:	
Submitted by:		Drawing #:	
Reference		PO #:	

### Ceiling Mount Cassette EC Unit

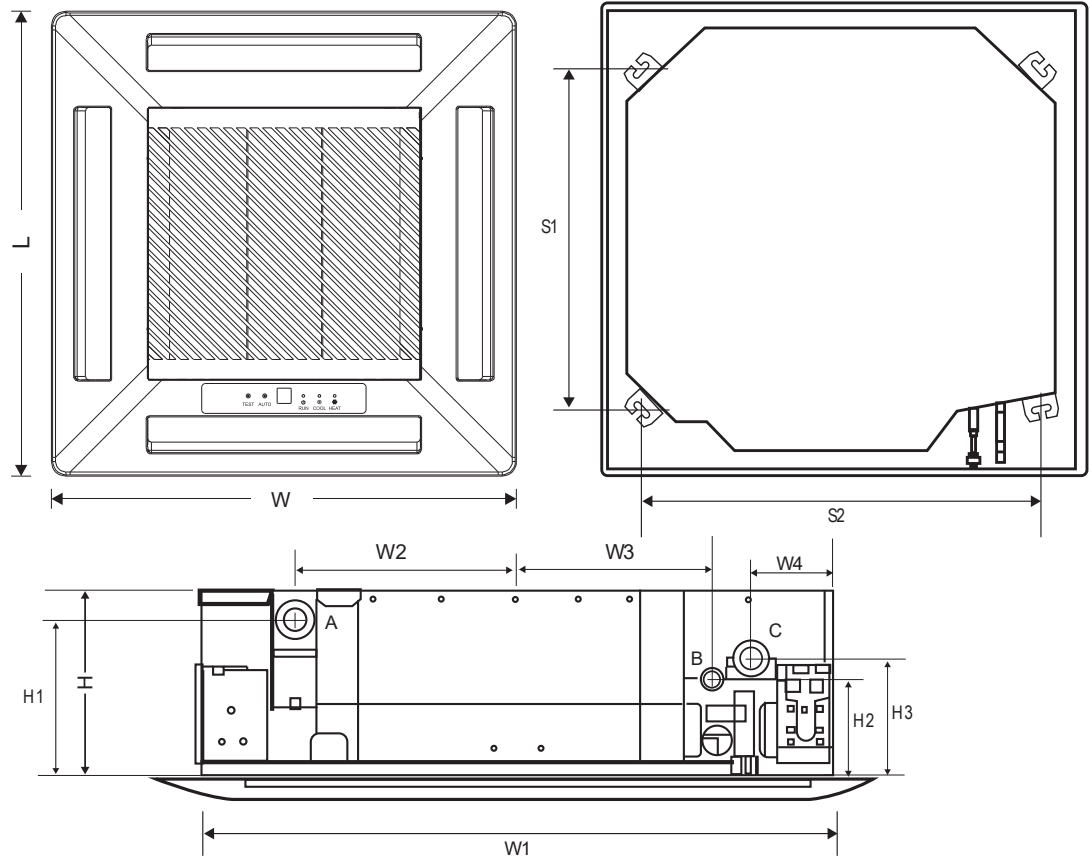
The EC indoor unit is the perfect solution for large open rooms that are more than 25' long or wide. YMGI's Ceiling Mount Cassette Units allow for easy installation into the 24" joist space and flush mount to the ceiling. Standard remote or wall mounted thermostats are available. Each unit has an indicator that displays unit mode, and a Remote Control with an LED display that shows unit set temperature and mode settings as well as technician information.

Items	Unit / Conditions	WMMS-24EC-V2B(59)2 - 1215
Power Supply	Voltage/Ph/Hz	208-230 / 1 / 60
	Allowed Voltage Range	187 - 253
Cooling Capacity (Btu/h)	High / Med / Low	26500 / 22800 / 9600
	ID 70 / 60, OD 47 / 43 °F	27400
Heating Capacity (Btu/h)	ID 70 / 60, OD 17 / 15 °F	23800
	ID 70 / 60, OD 17 / 5 °F	20600
SEER	Btu/h.W	16
HSPF	Btu/h.W	8.2
Dehumidifying Capacity	Pints/Hr.	5.28
Air Flow (CFM)	High / Medium / Low	694 / 522 / 366
Air-throw (Ft.)	Horizontal Installation	18'-25' Depending Upon Mounting Height/Speed/Temp.
External Static Pressure	Water In.	0
Sound Level	Pressure dB(A) (H/M/L)	45 / 43 / 41
	Power dB(A) (H/M/L)	55 / 53 / 51
Fan Motor	Model	FN35B-1
	Shaft	Single
	Speed (RPM, H/M/L)	570 / 520 / 280
	Output (W)	50
	Input (W)	90
	Running Current (A)	0.43 Amp
Fan Wheel	Capacitor (uF)	3
	Type-Piece	Centrifugal-1
Swing/Step Motor	Diameter x Height (In.)	17.7 x 4.4
	Model	MP35CB
Input Power of Ele. Heater	Piece	2
	Output (W)	2
Electrical Protection Fuse	Type-W	NA
Evaporator Coil	PCB / Transformer	T3.15A 250V / 0.2A
	Type	Alu. Fin/Inner Grooved Copper Tube
Copper Line Connections	Color	Blue
	Sealed by Dry Nitrogen	Yes
Drain Hose Connection	Flare/Nut-Liquid + Gas	3/8" + 5/8"
	OD (In.)	1.22
Condensate Pump	Lift (In.)	25
Refrigerant	R410A	Yes
Filter	Type-Feature	Washable Particulate
	Size W x H (In.) - Qty.	21.38 x 21.34 - 1
Anti-Mildew Function		Yes
Pre-heating Function		Yes
Memory Presets		Yes
Auto-Restart Function		Yes

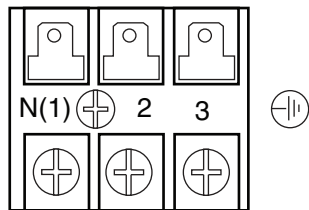


### INDOOR UNIT

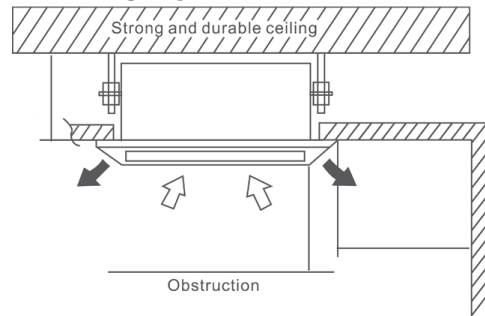
Dimensions (inches)	
Faceplate	
L	37 13/32"
W	37 13/32"
Unit	
W1	33 3/32"
W2	11 37/64"
W3	10 3/64"
W4	2 3/64"
H	9 13/32"
H1	8 15/32"
H2	5 5/32"
H3	6 19/64"
S1	30 25/32"
S2	26 13/16"
A	Ø 1"
B	Ø 3/8
C	Ø 5/8



### TERMINAL BLOCK



### CLEARANCES



### FEATURES

- 208-230/1/60 power input
- Quiet and efficient heating & cooling.
- Display shows set temperature & operating modes.
- Motorized louver system quietly distributes air evenly
- "U-TOUCH" Remote Control.
- Stylish design
- Compatible with any 59 Series outdoor unit
- World-class quality compressors
- Standard flare brass connection valves
- Built to ETL/UL/CSA/ARI standards
- Easy installation and maintenance

**YMGI Group**  
 601 Arrow Ln, O'Fallon, Missouri 63366  
 Phone: 1-866-833-3138  
 Fax: 1-866-377-3355  
 ymgigroup.com

Sales Representative or Distributor: